


Recuperare foto cancellate su whatsapp android

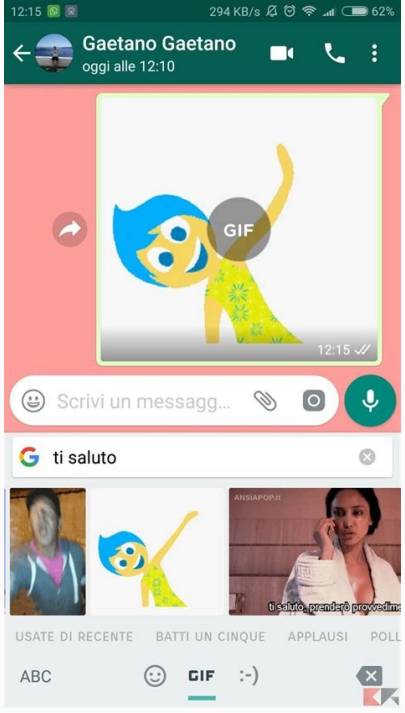
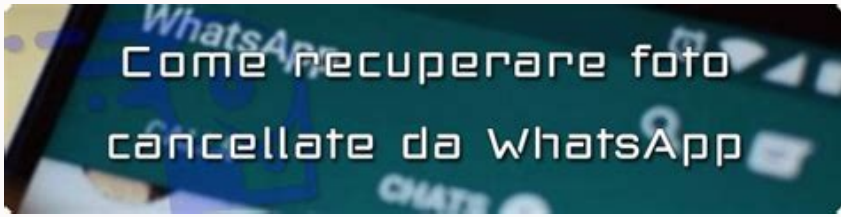
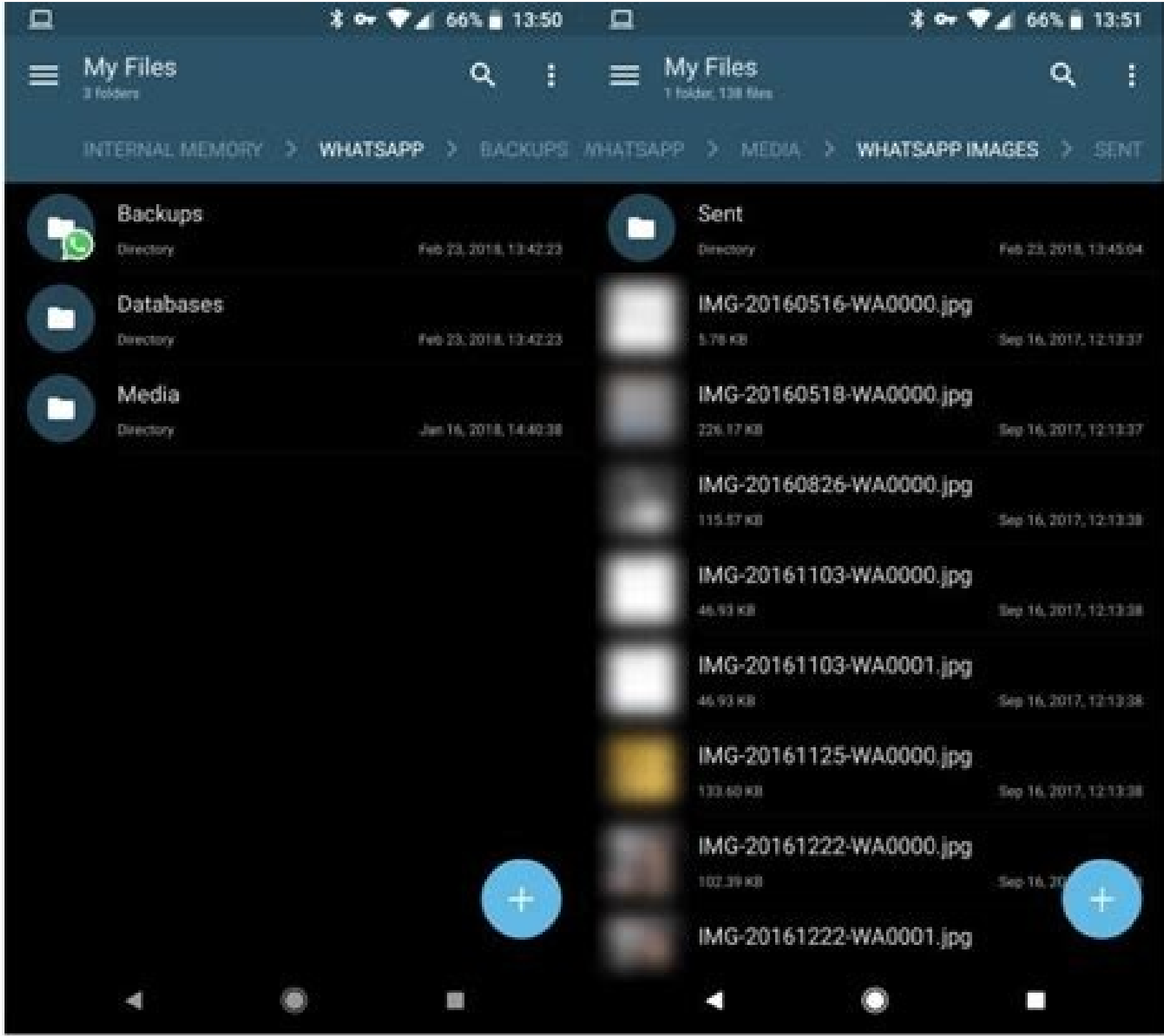
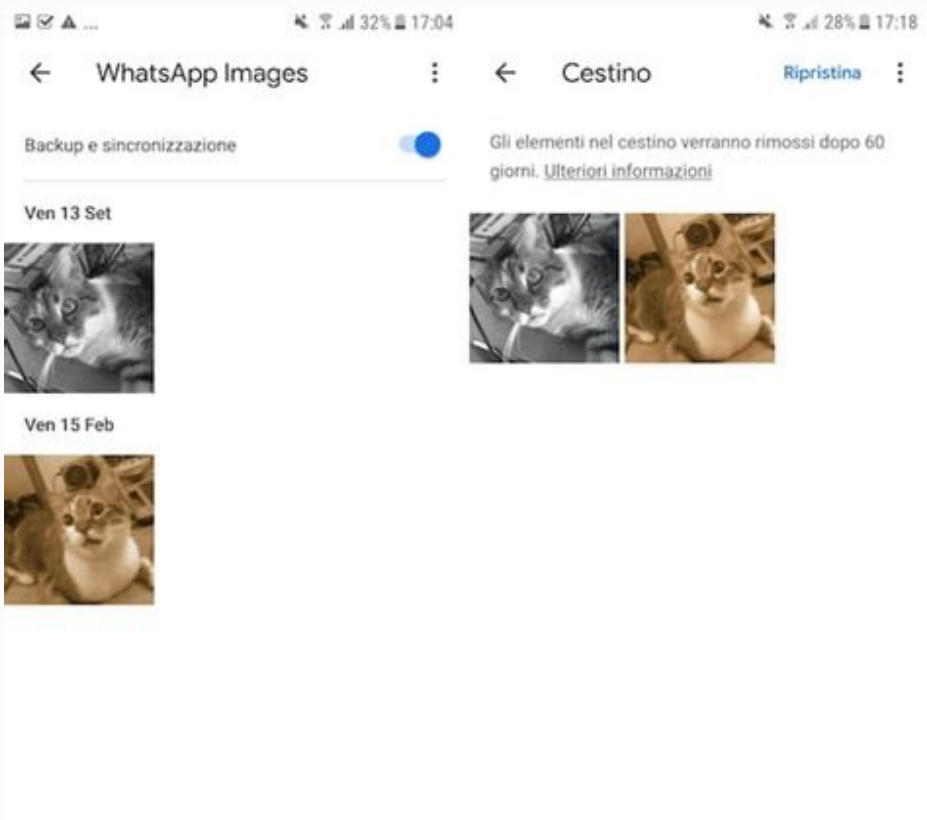
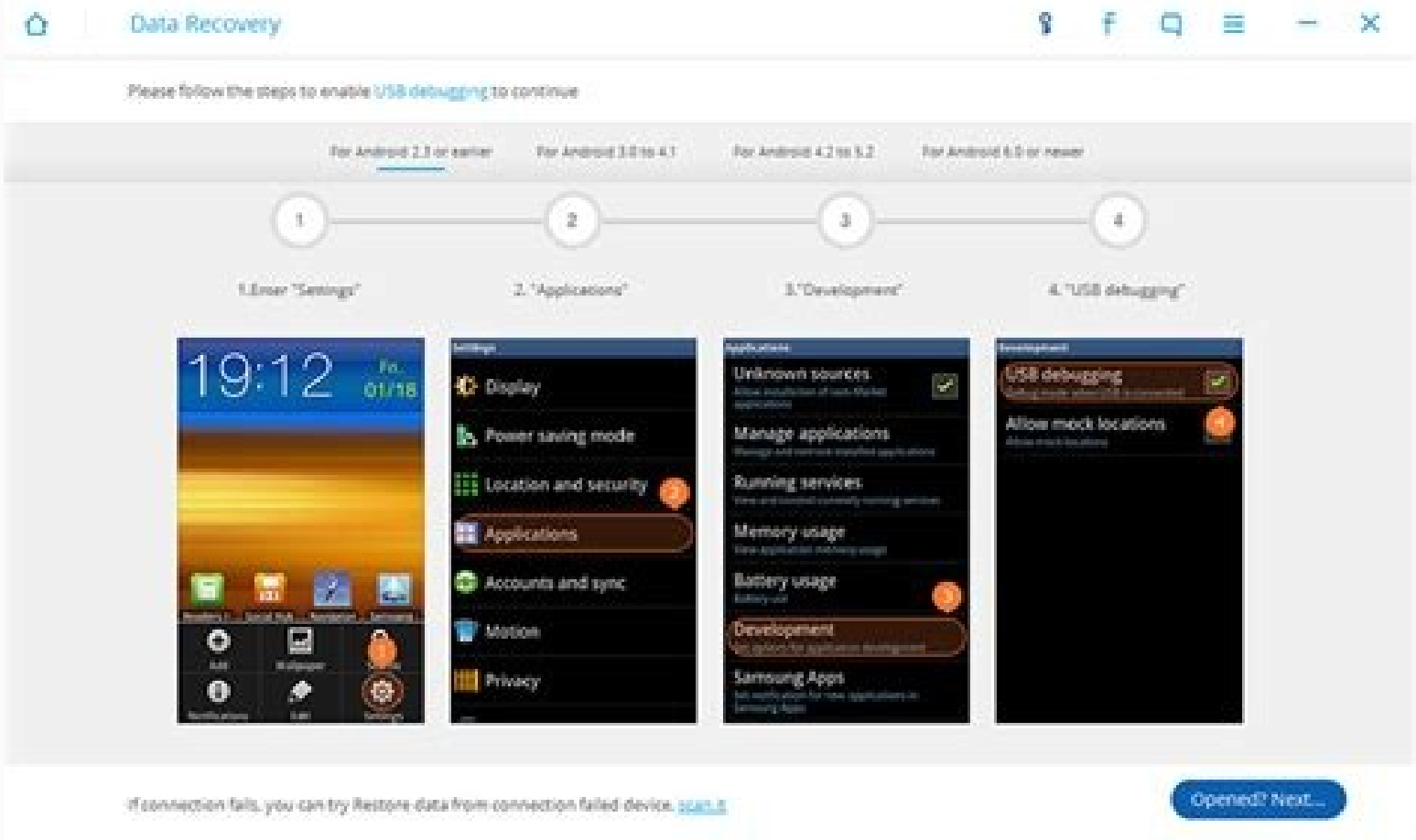
☐

I'm not robot

  
reCAPTCHA

Continue





Android recuperare foto cancellate. Recuperare foto eliminate android. Recuperare foto whatsapp. Come recuperare foto cancellate da whatsapp su android.

Have you deleted photos sent to you on WhatsApp and want to know if there is a system to recover them? Tell me a little, what do you have on your smartphone? Android? So? can i know you Get comfortable, grab your cell phone, take a few free moments for yourself and start focusing on reading and the instructions you can find below. I'm not making any promises, of course, but as they say, try it, it doesn't hurt. Can't find it? Mark deleted photos from WhatsApp on Android via Gallerise, deleted the WhatsApp message that contained the photo of your interest, but you did not select the option to delete the diameter of the phone, and you did not turn off the special option in the application settings, most of the application settings, most of the application settings, most in app settings most in app settings most app settings It is likely that the image is still stored in the device tunnel. Therefore, you can first try to recover deleted photos from WhatsApp on Android by looking at it. To take the device, unlock it, go to the main screen and select the "Icon" gallery (usually it is a flower or a landscape), go to the "AlBa" section and select the album called "Images WhatsApp". The tunnel then displays all the images received via WhatsApp. In this case, to use it, you need to do the following: Start the file manager you usually use on Android (eg. Have you deleted several photos sent to you via WhatsApp and wanted to understand if the system can restore them for you? Tell us a little about what kind of smartphone you have? Android? Then I would say that I can give you my hand and help you best face this situation. In these lines, I really care about how to show you: you can try to look at the phone gallery, use backups, cloud storage services (if you usually use your photos) or / or go back to using some suitable applications and data recovery programs . this time? May I know you are still doing this? Beautiful, comfortable, take your cell phone, take just a few free moments for you and immediately focus on the reading and staging below. Of course I make no promises, but as you say, don't try. Don't look for it? Enter from deleted WhatsApp photos on Android Android GalleryiaSe that you deleted a WhatsApp message containing your interesting photo, but you did not choose to turn off a special option in the program settings, probably the image is still stored in the device tunnel. As a result, you first try to recover photos that WhatsApp deleted from Android and looking at it. To do this, take your device, leave it on the home screen and select that it shows a flower or a landscape) after going to the album section and selecting the album called WhatsApp Images. You will then see all the images that are retrieved through WhatsApp, including those associated with messages that are deleted. Do not forget that in some versions of Android, it is not possible to change the WhatsApp photos in the tunnel for the exact settings of the operating system. To do this, here's what you need to do: Launch the file manager you usually use on Android (such as Google Files) and tap to find the different positions. From the phone memory or SD card, select the folder associated with the internalWhere you have decided to save the files) and follow WhatsApp> Media> Images in WhatsApp (if the photo has been sent to you) or in WhatsApp> Media> Images Whatsapp> Sent (if you have shared the image). How do you say you activate WhatsApp Photo Rescue in the gallery but more or less voluntarily deleted the image? You can perhaps restore it by obtaining a list of files in the Galleria application and by finding a folder, a recently deleted basket or similar. The deleted photos of WhatsApp Android using backups, the photos you received or sent via WhatsApp have been deleted from the gallery, you can try to restore them in the restaurant with previous conversations using backups, which You suggest you activate the feature that allows you to automatically save everything on Google Drive and/or locally, as I explained in my guide on the subject, or if you have made manual backup copies of different cats. In all cases, the backup date must be the date on which you deleted the photos. To test this thing, take your phone, unlock it, go to the home screen and select the WhatsApp icon (the one with green comics and Cornet phone), after pressing the button with three points Vertical located inside the upper right of the screen and in the new menu, select the "Settings" item. After that, first the repeated element is affected, then save it in the cat and the date, and now you will find the word "last backup" in correspondence. Thus, you will lose the messages and the corresponding multimedia files received and then sent to the latter. In the application icon in the drawer, select the deletion item from the menu that appears or slide the icon to the basket that appears in the top of the screen and click the button to confirm the deletion. For more information, you can refer to my tutorial specifically on how to delete applications on Android.Choose whether you want to save backups on Google Drive or in the telephone memory. Perform the initial facility to which you are asked and answer yes if you are asked whether you want to restore chats from an earlier backup. If the backup is restored, select the name and profile picture you want to use so that you can continue to use the service. If you have created a fully encrypted backup before you continue with this article, you must also specify the relative password. More information here. Local backup challenge first- WhatsApp reads data from a local backup: Register in the Google Drive Administration and access the Google account you use on your mobile phone. To register, go to the WhatsApp Messenger section and click the Advanced Advanced buttons and OK. Then install and configure WhatsApp again by following the instructions that I gave you, on the contrary, talking about the restore of the chats with a backup on Google Drive.se, instead the date of the last backup is activated, the date of if the last backup on Google Drive is not displayed before you remove the data from the messages, you can try to restore the old local backup. To do this, open the file manager you normally use on your device (e.g. Google files), select the folder that is assigned to the internal memory of the phone or the SD card (depending on where you saved the files have) and navigate to the WhatsApp storage location> databases. At this point you should find a file with the name MSGStore.db.crypt12 (the latest backup) and a number of files similar to MSGSTORE [DATA] .1-DB-Crypt12 (which contains the latest fuses). If the first file was created at an earlier time with the deletion date of messages with photos that you are interested in, you do not have to do anything else in the current folder. Provide the latest backup copy together with the old one. To do this, delete the MSGSTORE.DB.Crypt12 file, identify the backup file that was created before the messages created, select the option to rename and call it msgstore.db.crypt12. Then press the OK button or the button to save the changes.Be sure to uninstall WhatsApp and reinstall the app, which will force you to use local backups, as I explained in the next few lines. After the backup recovery is complete, regardless of the implemented procedure, the photos that you have already deleted will reappear in the various conversations that interest you. So, to identify the images you are interested in, go to the tab of the application you are interested in, select the conversation you are interested in, press the button with three vertical dots located in the upper right corner, select the middle menu of items that will appear and search displayed image and image search, middle tab on the next screen. Some photos that WhatsApp deletes on Android with CloudSe, you have activated the function that allows you to save images from your phone gallery to Google Photos, as I explained in my guide on this topic, you can try to recover deleted photos from deleted photos on WhatsApp on Android, also look between the relevant service files. To try it, take your phone, unlock it, go to the home screen and select the Google Photos icon (photo (the one with a white background and a multi-colored slider). Select the album element found at the bottom. From the display, open the WhatsApp album images and you will find yourself in the presence of your images Your interest in the basket of applications in which the images are deleted are archived for 60 days before the last deletion and can also be restored if necessary.The bar at the top of the Google Photo screen and from the menu that appears, select the Crestino element. If you see on the screen that you will find WhatsApp photos, continue to feed by holding the Refresh located in the upper right corner and selecting the images you are interested in, then press the refresh refresh button below (always easy). If you do not use Photos Google, but other services that archive images through the cloud, such as Dropbox or OneDrive, you can try to recover WhatsApp pp photosEven from there. In addition, two significant services have a system where deleted photos are stored in the recycle bin before they are completely deleted. Dropbox and OneDrive.Resite Solutions To Restore WhatsApp Resolved Photos Androidkeine to Restore Resolved WhatsApp Photos for Android I recommended in the previous rows was it useful to you? In this case, don't drop the towel: you can still experiment with some apps and programs to restore deleted data. For more information, you can read my training on how to restore deleted files can be restored to mobile and my instructions on how to restore deleted photos from Android. However, it should be remembered that the performance of these tools is fundamentally dependent on how often telephone data has been rewritten with new information. In other words, the more device files are created and changed after deleting photos, the less likely the recovery process will be successful. Salvatore Aranzulla is the most readable blogger and IT promoter in Italy. Known for detecting security flaws in Google and Microsoft. He collaborates with IT magazines and edits part of the IL Messaggero technology. He is the founder of Aranzulla.it, one of the thirty most visited sites in Italy, which is effortlessly answered by thousands of computers. He published Mondadori and Mondadori Informatica. Information technology.



